

Scaled data based on original data using
LM-79-08 Approved Method: Electrical and Photometric Measurements of Solid-
State Lighting Products

Test Report Prepared for
Cooper Lighting Solutions
(formerly Eaton)

Brand: McGRAW-EDISON

Report Number: P386461

Luminaire Tested: **GWC-SA2A-760-U-T4W**

Issue Date: 3/3/2020

Test Information

Test Method: LM-79-08
Report Number: P386461
TEST IS SCALED FROM IESNA LM-79-08 TEST DATA (G2-1903-205-18)
Test Lab: INNOVATION CENTER
Issue Date: 3/3/2020
Manufacturer: COOPER LIGHTING SOLUTIONS (FORMERLY EATON)
Product Line: MCGRAW-EDISON
Catalog Number: GWC-SA2A-760-U-T4W
Description: GALLEON WALL LUMINAIRE
(2) 70 CRI, 5700K, 615mA LIGHTSQUARES WITH 16 LEDS EACH AND TYPE IV WIDE OPTICS
Light Source: -
Ballast/Driver: ELECTRONIC DRIVER

Summary

Lumens per Lamp: N/A
Luminaire Lumens: 9657 lumens
Efficiency: N/A
Efficacy: 146.3 lumens/watt
Luminous Opening: Rectangular (W 1' x L: 0.5' x H: 0')
IES Classification: Type IV - Short
BUG Rating: B2 - U0 - G2

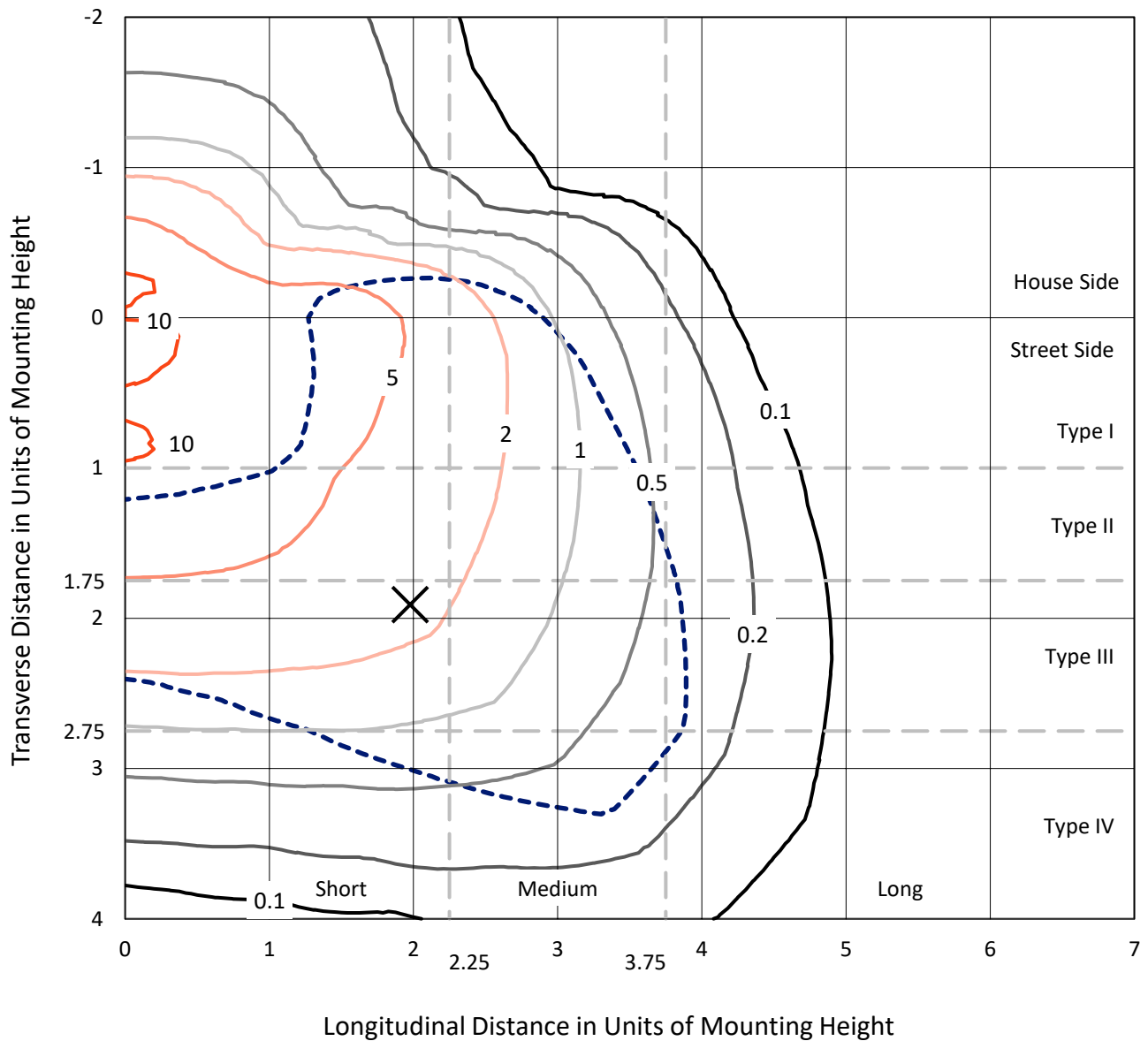
Input Watts (W): 66
Input Voltage (V): NR
Input Current (Ain): NR
Voltage Rise (V): NR
Power Factor: NR
Total Harmonic Distortion (THDi): NR
Frequency (hertz): 60
Stabilization Time: NR
Operation Time: NR
Ambient Temperature (°C): NR
Test Distance: 24 FT



REPORT NUMBER: P386461
 CATALOG NUMBER: GWC-SA2A-760-U-T4W

Iso-Footcandle Lines of Horizontal Illumination

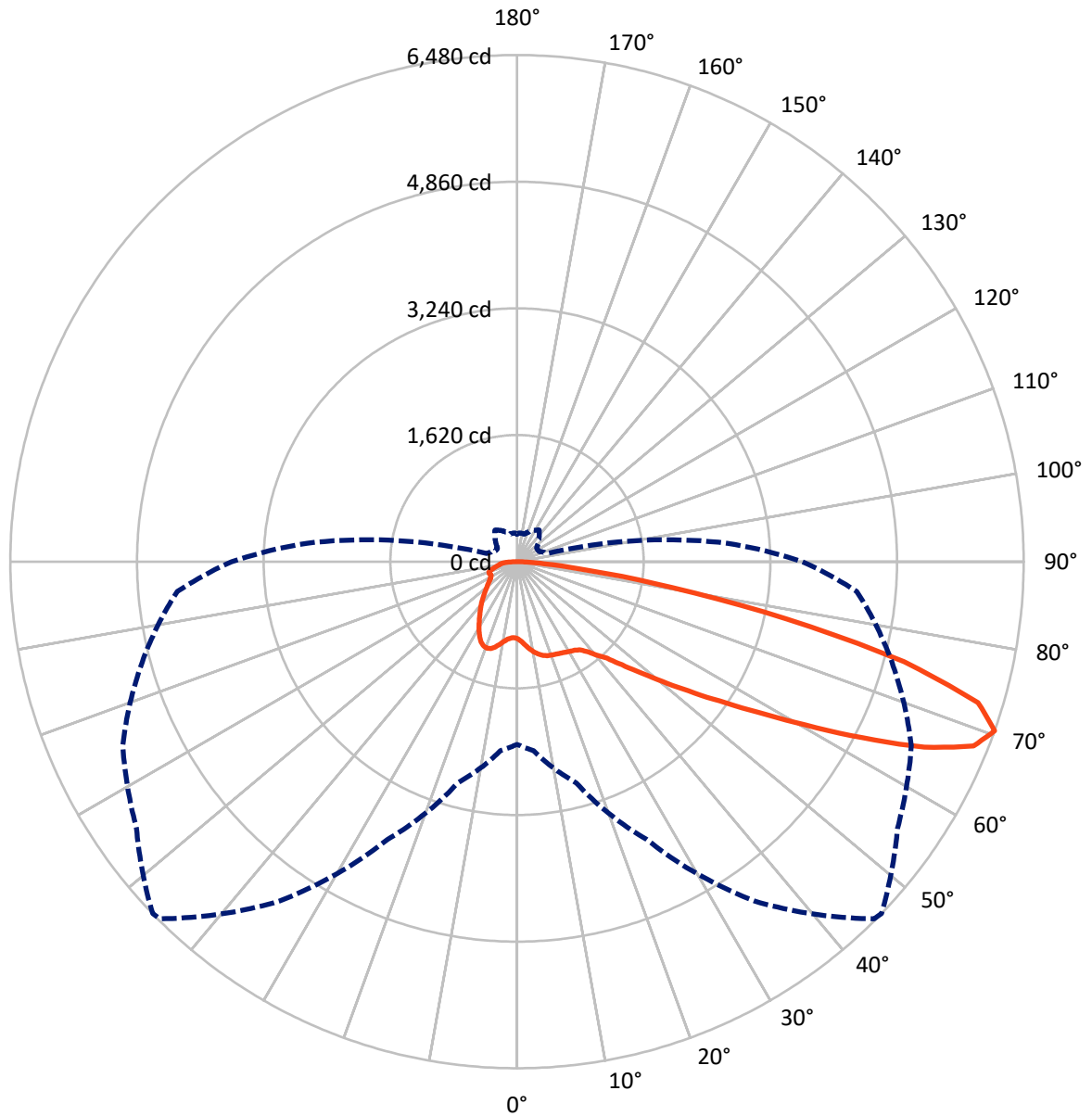
✕ Max cd
 - - - 1/2 Max cd



Based on 10 foot mounting height. Maximum calculated value = 12.3 fc
 Type IV - Short - N/A

REPORT NUMBER: P386461
CATALOG NUMBER: GWC-SA2A-760-U-T4W

Luminous Intensity Polar Plot



— Vertical Plane Through 46-Deg Lateral - - - Horizontal Cone Through 70-Deg Vertical

REPORT NUMBER: P386461

CATALOG NUMBER: GWC-SA2A-760-U-T4W

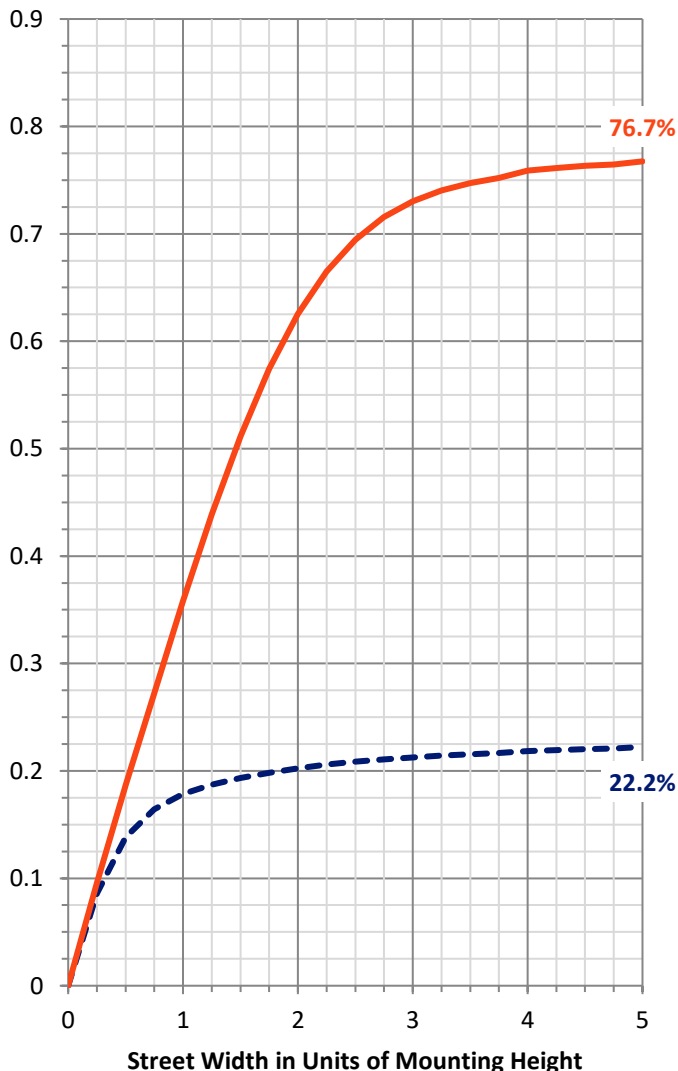
FLUX DISTRIBUTION:

		Downward	Upward	Total
House Side	Lumens	2213.3	0.0	2213.3
	% Fixture	22.9	0.0	22.9
Street Side	Lumens	7443.6	0.0	7443.6
	% Fixture	77.1	0.0	77.1
Total	Lumens	9657.0	0.0	9657.0
	% Fixture	100.0	0.0	100.0

ZONAL LUMENS:

Zone	Lumens	% Fixture
0°-10°	100.3	1.0
10°-20°	334.2	3.5
20°-30°	557.2	5.8
30°-40°	790.7	8.2
40°-50°	1163.0	12.0
50°-60°	1969.6	20.4
60°-70°	2795.8	29.0
70°-80°	1698.5	17.6
80°-90°	247.9	2.6
90°-100°	0.0	0.0
100°-110°	0.0	0.0
110°-120°	0.0	0.0
120°-130°	0.0	0.0
130°-140°	0.0	0.0
140°-150°	0.0	0.0
150°-160°	0.0	0.0
160°-170°	0.0	0.0
170°-180°	0.0	0.0
0°-90°	9657.0	100.0
0°-180°	9657.0	100.0

Coefficient of Utilization



REPORT NUMBER: P386461

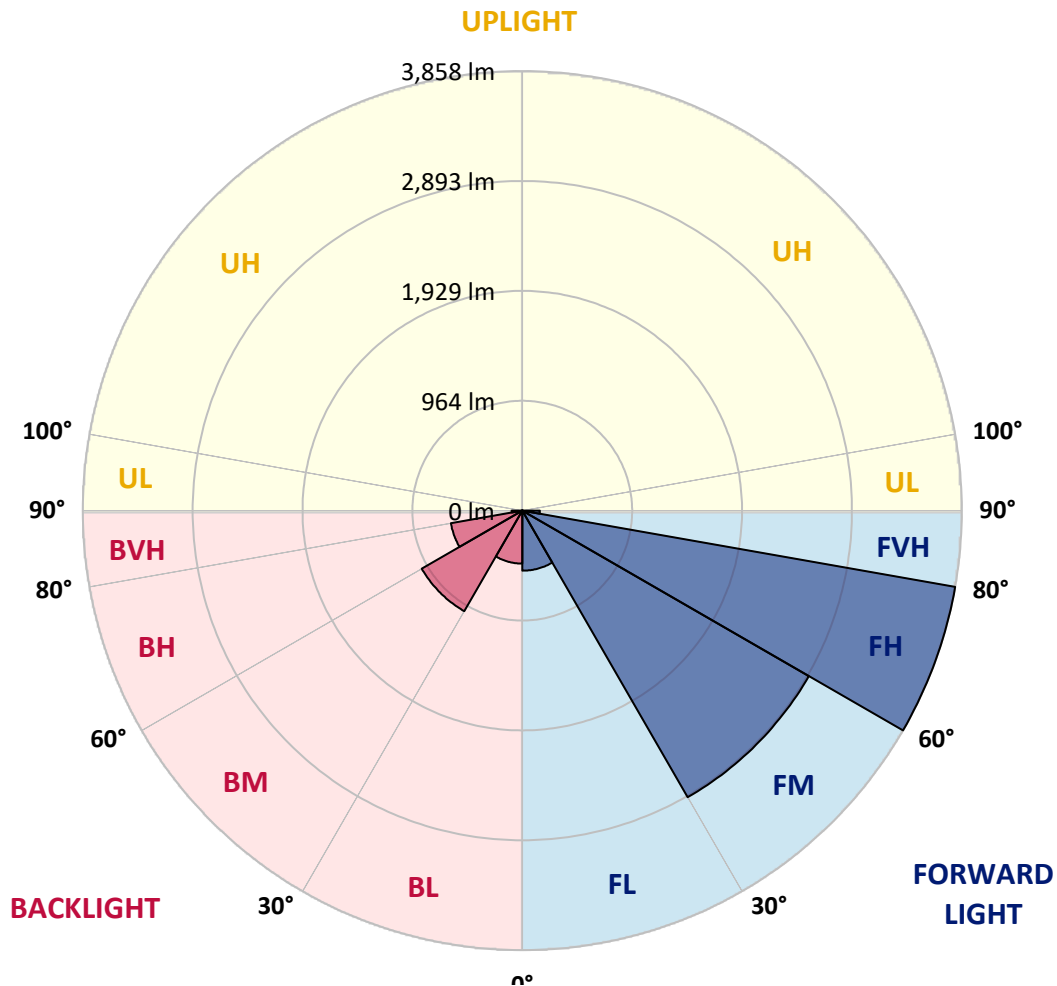
CATALOG NUMBER: GWC-SA2A-760-U-T4W

LUMINAIRE CLASSIFICATION SYSTEM LUMEN TABLE AND BUG RATING:

Zone	Lumens	% Fixture	Zone Rating/Lumen Limit		
			B	U	G
FL (0°-30°)	526.9	5.5			
FM (30°-60°)	2904.4	30.1			
FH (60°-80°)	3857.9	39.9			G2/5000
FVH (80°-90°)	154.4	1.6			G2/225
BL (0°-30°)	464.7	4.8	B1/500		
BM (30°-60°)	1018.9	10.6	B2/2500		
BH (60°-80°)	636.3	6.6	B2/1000		G2/1000
BVH (80°-90°)	93.5	1.0			G1/100
UL (90°-100°)	0.0	0.0		U0/0	
UH (100°-180°)	0.0	0.0		U0/0	

BUG Rating: B2-U0-G2

Type IV Short





REPORT NUMBER: P386461

CATALOG NUMBER: GWC-SA2A-760-U-T4W

CANDELA DISTRIBUTION (FULL):

	0°	5°	15°	25°	35°	45°	46°	55°	65°	75°	85°
0°	983.9	983.9	983.9	983.9	983.9	983.9	983.9	983.9	983.9	983.9	983.9
2.5°	1033.1	1033.8	1035.1	1031.8	1022.5	1019.9	1018.9	1009.3	1003.0	993.8	985.8
5°	1115.7	1116.4	1114.4	1105.1	1084.7	1069.5	1068.1	1046.3	1026.5	1005.3	989.5
7.5°	1202.0	1203.0	1196.7	1179.2	1150.4	1124.0	1122.3	1092.6	1062.5	1030.5	1006.7
10°	1278.3	1274.4	1264.1	1239.7	1205.6	1173.2	1171.9	1140.8	1106.1	1067.5	1035.7
12.5°	1329.2	1325.9	1312.7	1282.9	1245.6	1215.9	1213.2	1184.5	1150.8	1108.5	1070.4
15°	1357.3	1359.6	1341.8	1308.1	1271.7	1246.6	1244.3	1223.8	1193.7	1151.1	1107.5
17.5°	1360.9	1362.9	1345.7	1312.4	1282.6	1265.4	1264.4	1250.9	1229.1	1188.1	1142.5
20°	1339.8	1341.1	1326.9	1299.5	1280.0	1274.7	1274.4	1268.4	1252.2	1215.9	1171.6
22.5°	1309.1	1310.0	1299.8	1280.0	1273.4	1281.6	1283.9	1281.6	1270.1	1236.0	1194.4
25°	1301.5	1300.8	1290.2	1270.1	1275.7	1293.2	1296.2	1297.2	1289.2	1259.5	1223.5
27.5°	1338.1	1335.8	1315.7	1283.3	1286.9	1308.1	1312.0	1321.6	1316.7	1290.6	1256.5
30°	1444.2	1440.3	1399.0	1333.5	1315.7	1326.6	1331.5	1346.7	1347.7	1325.9	1300.5
32.5°	1623.4	1618.4	1544.4	1427.4	1364.2	1345.4	1350.0	1372.8	1385.1	1368.2	1340.8
35°	1849.7	1844.1	1747.0	1587.0	1445.5	1381.4	1384.7	1402.9	1427.4	1403.6	1367.2
37.5°	2085.7	2072.2	1978.6	1774.7	1574.8	1458.4	1458.4	1460.8	1472.3	1422.7	1398.3
40°	2320.3	2306.8	2222.2	1995.5	1742.0	1579.7	1572.1	1520.9	1511.6	1469.0	1460.8
42.5°	2538.5	2534.5	2484.6	2245.0	1938.3	1699.0	1688.5	1601.5	1603.5	1577.1	1577.4
45°	2770.5	2770.5	2729.8	2496.8	2167.0	1890.7	1880.1	1752.2	1772.1	1759.8	1789.3
47.5°	2959.8	2965.8	2960.2	2759.2	2433.0	2134.3	2115.1	1961.1	2016.6	2058.6	2144.2
50°	3153.2	3162.4	3163.4	3047.1	2754.6	2423.8	2402.0	2238.4	2362.3	2482.6	2650.8
52.5°	3433.8	3454.6	3371.6	3334.3	3148.5	2767.5	2746.0	2595.0	2801.9	2970.7	3260.6
55°	3693.9	3675.7	3616.5	3639.7	3570.2	3158.8	3142.6	3010.1	3291.6	3511.1	3887.5
57.5°	3834.6	3833.3	3892.8	3992.0	4025.0	3641.3	3627.8	3498.9	3843.9	4008.8	4476.1
60°	3999.9	4002.2	4149.6	4374.7	4510.8	4242.1	4236.2	4138.4	4380.3	4473.5	4937.8
62.5°	4023.0	4064.7	4318.5	4705.8	4965.6	4944.1	4957.3	4714.4	4860.1	4844.3	5282.5
65°	3757.0	3811.8	4271.2	4805.9	5417.7	5711.8	5724.0	5293.7	5238.5	5161.2	5405.8
67.5°	3211.7	3293.0	3792.0	4588.1	5566.7	6279.2	6296.4	5742.9	5552.5	5268.6	5109.0
70°	2337.2	2427.4	2929.8	3918.6	5301.0	6460.7	6480.2	5941.5	5564.4	4962.9	4361.4
72.5°	1411.8	1482.6	1896.7	2884.8	4474.1	6130.2	6164.9	5689.7	5080.2	4203.8	3220.6
75°	620.0	666.3	917.1	1662.3	3203.1	5072.0	5115.3	4870.1	4127.8	3055.0	1903.6
77.5°	264.1	277.3	376.1	722.1	1810.7	3465.8	3525.3	3558.4	2800.5	1662.3	804.4
80°	164.6	169.9	212.8	326.9	847.4	1946.6	2010.7	2093.6	1390.7	611.1	280.9
82.5°	100.1	106.1	141.4	197.6	441.2	882.4	913.1	971.6	539.7	264.1	145.4
85°	60.1	64.4	86.6	124.9	251.2	347.0	346.7	383.4	254.1	169.9	76.7
87.5°	28.8	32.1	46.3	64.8	126.6	130.2	121.9	138.1	154.3	111.4	38.7
90°	0.0	0.0	0.0	0.0	0.0	0.0	0.0	0.0	0.0	0.0	0.0



REPORT NUMBER: P386461
 CATALOG NUMBER: GWC-SA2A-760-U-T4W

CANDELA DISTRIBUTION (continued):

	90°	95°	105°	115°	125°	135°	145°	155°	165°	175°	180°
0°	983.9	983.9	983.9	983.9	983.9	983.9	983.9	983.9	983.9	983.9	983.9
2.5°	983.2	981.9	977.6	974.3	973.6	971.6	970.0	971.0	972.3	972.6	972.6
5°	982.9	979.2	973.6	971.3	974.3	978.2	983.2	989.8	993.8	996.7	998.7
7.5°	998.7	991.8	985.5	984.2	990.1	1000.7	1012.0	1025.8	1035.4	1042.0	1043.3
10°	1025.2	1016.6	1010.3	1011.6	1022.2	1037.4	1053.3	1071.1	1085.6	1094.6	1095.2
12.5°	1055.6	1047.3	1041.4	1047.0	1064.5	1083.0	1099.5	1115.1	1128.3	1137.2	1137.2
15°	1090.6	1084.7	1077.7	1090.6	1114.4	1130.9	1137.9	1145.5	1152.7	1159.3	1158.0
17.5°	1124.3	1118.7	1115.1	1130.3	1155.1	1162.7	1158.0	1152.4	1152.4	1156.0	1156.7
20°	1153.4	1148.4	1150.8	1165.6	1178.5	1170.6	1153.4	1135.6	1128.3	1130.3	1132.2
22.5°	1178.8	1176.5	1183.5	1190.4	1181.2	1153.4	1121.7	1097.5	1088.6	1088.0	1088.6
25°	1208.6	1208.3	1216.9	1204.3	1163.3	1112.1	1069.5	1046.0	1041.0	1045.0	1051.6
27.5°	1245.6	1249.2	1253.5	1207.6	1127.0	1049.6	1006.3	990.1	995.1	1004.7	1011.0
30°	1292.9	1302.8	1293.5	1199.3	1074.7	978.2	936.9	932.3	945.9	959.4	966.0
32.5°	1338.8	1354.3	1331.9	1177.9	1007.3	902.6	870.5	869.2	885.7	898.9	908.2
35°	1375.8	1406.6	1360.6	1135.2	929.3	832.8	809.4	800.4	806.4	821.9	832.5
37.5°	1424.1	1475.3	1380.4	1070.1	844.7	775.3	747.9	727.4	722.1	728.4	733.7
40°	1512.3	1580.1	1389.7	979.2	762.1	717.8	690.1	660.0	639.2	624.0	624.3
42.5°	1656.4	1716.5	1383.7	868.8	685.8	661.6	630.2	595.5	561.8	527.5	524.8
45°	1890.4	1919.5	1365.9	751.9	618.7	602.8	573.4	538.7	493.7	454.7	451.1
47.5°	2264.8	2200.4	1338.1	649.7	559.5	552.9	525.8	485.8	438.2	406.8	404.2
50°	2775.4	2605.9	1324.6	568.4	507.3	509.3	487.1	444.8	399.9	376.8	374.1
52.5°	3386.2	3078.2	1350.7	505.6	465.3	472.3	455.7	416.1	378.4	360.2	357.6
55°	4019.7	3567.3	1378.8	460.0	425.7	439.2	433.6	400.9	366.8	350.0	347.7
57.5°	4562.0	3932.5	1322.6	423.0	390.3	411.5	416.4	391.3	360.9	345.7	343.0
60°	4903.4	4079.5	1175.2	388.3	362.2	389.3	406.5	388.7	363.2	361.9	359.9
62.5°	5065.4	4066.6	954.1	360.9	344.7	379.7	413.8	403.5	389.6	401.5	402.5
65°	4992.7	3872.3	710.5	342.7	332.1	383.4	435.6	431.6	397.2	409.1	410.8
67.5°	4514.1	3408.6	526.1	326.9	318.3	393.6	475.2	440.9	382.4	391.0	385.7
70°	3648.6	2702.4	405.8	309.0	304.0	392.3	493.1	435.3	366.2	368.2	354.0
72.5°	2516.0	1842.8	330.2	292.5	283.6	357.6	480.5	421.4	352.6	337.4	318.6
75°	1368.2	989.1	280.6	275.3	247.5	314.0	457.4	411.5	340.4	320.2	309.7
77.5°	538.4	410.5	243.6	251.8	216.5	277.3	431.6	392.6	323.5	297.1	291.8
80°	219.8	209.5	201.9	217.8	186.1	242.6	400.6	370.5	303.4	275.6	265.1
82.5°	124.6	130.2	157.0	171.9	151.0	223.4	385.7	352.6	279.3	246.9	234.3
85°	63.8	76.3	109.4	123.3	111.0	190.0	355.3	308.7	224.1	189.0	190.0
87.5°	30.7	42.6	69.1	77.3	72.0	137.5	265.4	223.7	174.5	138.1	133.8
90°	0.0	0.0	0.0	0.0	0.0	0.0	0.0	0.0	0.0	0.0	0.0

Signify Classified - Internal
Cooper Lighting Solutions Photometric Lab
1121 Highway 74 South
Peachtree City, GA 30269

Scaled Data Report



Report Generated By 670245982

Signify Classified - Internal
Cooper Lighting Solutions Photometric Lab
1121 Highway 74 South
Peachtree City, GA 30269

Scaled Data Report



Signify Classified - Internal
Cooper Lighting Solutions Photometric Lab
1121 Highway 74 South
Peachtree City, GA 30269

Scaled Data Report



Signify Classified - Internal
Cooper Lighting Solutions Photometric Lab
1121 Highway 74 South
Peachtree City, GA 30269

Scaled Data Report





--- HS — SS

Signify Classified - Internal
Cooper Lighting Solutions Photometric Lab
1121 Highway 74 South
Peachtree City, GA 30269

Scaled Data Report



u

Signify Classified - Internal
Cooper Lighting Solutions Photometric Lab
1121 Highway 74 South
Peachtree City, GA 30269

Scaled Data Report



Signify Classified - Internal
Cooper Lighting Solutions Photometric Lab
1121 Highway 74 South
Peachtree City, GA 30269

Scaled Data Report



(END OF REPORT)